

THE
CUBES
RANGE



Hotel BEDROOM
FURNITURE

Apple Interiors Ltd

The Cubes Range

The Cubes Range is designed specifically for the student/conference market with particular emphasis on storage, shelf space and business needs.

Our design and manufacturing team have, with the use of advanced machinery and techniques, developed a product that is durable and fit for purpose whilst still retaining a feeling of quality and richness.

It is the latter that allows it to also be used successfully in the leisure market.

The range is manufactured in natural Mahogany, Oak and Ash as illustrated.

Samples of Natural Mahogany and Oak are available on request.



CUTA1 OCCASIONAL TABLE



CUUD1 UNDERBED DRAWER



CUBC6 BEDSIDE CABINET, CUHB3 HEADBOARD, CUBE1 SINGLE BED, CUUD1 UNDERBED DRAWER



CUTA1 OCCASIONAL TABLE, CUCD7 FOUR DRAWER CHEST, CUBK1 BOOKCASE, CUPB2 PINBOARD

Solid hardwood lippings, rails, arms and legs ensure protection from everyday abuse and our special lacquer prevents staining and ring marking.

Drawers run on metal roller runners to give smooth clean opening and closing action everytime.



SOLID HARDWOOD ON ALL EXPOSED EDGES



CUCH4 LOW BACK EASY ARMCHAIR

The Cubes Range



CUVU2 VANITY UNIT, CUSP1 SIDE PANEL, CUMI1 MIRROR, CUTB6 TOP BOX, CUWR4 WARDROBE, CUTB5 TOP BOX, CUBK10 BOOKSHELF
CUDT1 DRESSING TABLE, CUCH2 CHAIR



WELL BUILT DRAWERS




ADJUSTABLE HINGES



CUBE1 BED, BEECH SKID LEGS, WELDED
MESH PLATFORM BASE

Sales Enquiries Tel : 01953 600777

Email: sales@hotelbedroomfurniture.co.uk




- CUBC1 BEDSIDE CABINET, SINGLE DRAWER
450W x 450D x 550H
- CUBC2 BEDSIDE CABINET, OPEN SHELF, CUPBOARD R/H HINGED
450W x 450D x 550H
- CUBC3 BEDSIDE CABINET, OPEN SHELF, CUPBOARD L/H HINGED
450W x 450D x 550H
- CUBC4 BEDSIDE CABINET, SINGLE DRAWER, CUPBOARD R/H HINGED
450W x 450D x 550H
- CUBC5 BEDSIDE CABINET, SINGLE DRAWER, CUPBOARD L/H HINGED
450W x 450D x 550H
- CUBC6 BEDSIDE CABINET, DOUBLE DRAWER, OPEN SHELF
450W x 450D x 550H
- CUBC7 BEDSIDE CABINET, THREE DRAWERS
450W x 450D x 550H
- CUBC8 BEDSIDE CABINET, SINGLE DRAWER, OPEN SHELF
450W x 450D x 382H
- CUBC9 BEDSIDE CABINET, CUPBOARD R/H HINGED
450W x 450D x 382H
- CUBC10 BEDSIDE CABINET, CUPBOARD L/H HINGED
450W x 450D x 382H
- CUBC11 BEDSIDE CABINET, DOUBLE DRAWER
450W x 450D x 382H
- CUCD1 TWO DRAWER CHEST
750W x 450D x 382H
- CUCD2 TWO DRAWER CHEST
900W x 450D x 382H
- CUCD3 THREE DRAWER CHEST
750W x 450D x 550H
- CUCD4 THREE DRAWER CHEST
900W x 450D x 550H
- CUCD5 FOUR DRAWER CHEST
450W x 450D x 720H
- CUCD6 FOUR DRAWER CHEST (DEEP)
450W x 600D x 720H
- CUCD7 FOUR DRAWER CHEST
750W x 450D x 720H
- CUCD8 FOUR DRAWER CHEST (DEEP)
750W x 600D x 720H
- CUCD9 FOUR DRAWER CHEST
900W x 450D x 720H
- CUDE1 DRESSING TABLE R/H PEDESTAL
1100W x 450D x 720H
- CUDE2 DRESSING TABLE L/H PEDESTAL
1100W x 450D x 720H
- CUDE3 DRESSING TABLE R/H PEDESTAL
1400W x 450D x 720H
- CUDE4 DRESSING TABLE L/H PEDESTAL
1400W x 450D x 720H
- CUDE5 DRESSING TABLE, DOUBLE PEDESTAL
1400W x 450D x 720H
- CUDE6 DESK, DOUBLE PEDESTAL
1800W x 600D x 720H
- CUMI1 FRAMED MIRROR, WALL MOUNTED
500W x 21D x 710H
- CUMI2 FRAMED MIRROR, WALL MOUNTED
710W x 21D x 500H
- CUMI3 UNFRAMED SAFETY BACKED MIRROR
500W x 4D x 710H
- CUMI4 UNFRAMED SAFETY BACKED MIRROR
300W x 4D x 1200H
- CUCB1 CUPBOARD, DOUBLE DOOR
750W x 450D x 382H
- CUCB2 CUPBOARD, DOUBLE DOOR
900W x 450D x 382H
- CUCB3 CUPBOARD, DOUBLE DOOR
750W x 450D x 550H
- CUCB4 CUPBOARD, DOUBLE DOOR
900W x 450D x 550H
- CUCB5 CUPBOARD, SINGLE DOOR R/H HINGED
450W x 450D x 720H
- CUCB6 CUPBOARD, SINGLE DOOR L/H HINGED
450W x 450D x 720H
- CUCB7 CUPBOARD, DOUBLE DOOR
750W x 450D x 720H
- CUCB8 CUPBOARD, DOUBLE DOOR
900W x 450D x 720H
- CUVU1 VANITY UNIT (WITH SINK, NO TAPS)
750W x 600D x 815H
- CUVU2 VANITY UNIT WITH POSTFORMED TOP AND UPSTAND (WITH SINK, NO TAPS)
750W x 600D x 815H
- CUPB1 FRAMED PINBOARD, SUNDEALA
1200W x 18D x 800H
- CUPB2 FRAMED PINBOARD, HESSIAN
1200W x 18D x 800H

All dimensions in millimetres

The Cubes Range

CUBK1	BOOKCASE, OPEN	750W x 250D x 1065H
CUBK2	BOOKCASE, OPEN	900W x 250D x 1065H
CUBK3	BOOKCASE, OPEN	750W x 250D x 1395H
CUBK4	BOOKCASE, OPEN	900W x 250D x 1395H
CUBK5	BOOKCASE, WITH GLAZED DOORS	750W x 250D x 1395H
CUBK6	BOOKCASE, WITH GLAZED DOORS	750W x 250D x 1395H
CUBK7	BOOKCASE, WALL MOUNTED, OPEN	750W x 250D x 1083H
CUBK8	BOOKCASE, WALL MOUNTED, WITH GLAZED DOORS	750W x 250D x 1083H
CUBK9	BOOKCASE, FLOOR STANDING, OPEN	750W x 250D x 1092H
CUBK10	WALL MOUNTED BOOKSHELF	1000W x 230D x 550H
CUBK11	WALL MOUNTED BOOKSHELF	1000W x 230D x 944H
CUUD1	UNDERBED DRAWER	600W x 600D x 250H
CUUD2	UNDERBED DRAWER, WITH LID	600W x 600D x 250H
CUBE1	SINGLE BED, METAL BASE WITH WELDED MESH PLATFORM, BEECH SKID LEGS & SURROUND (INCLUDING MATTRESS)	915W x 1905L
CUBE2	SINGLE BED, METAL BASE WITH WELDED MESH PLATFORM, DETACHABLE METAL SKID LEGS (INCLUDING MATTRESS)	915W x 1905L
CUBE3	SINGLE BED, UPHOLSTERED BASE, EXTRA HIGH (600MM) FITTED WITH SIX FIXED LEGS (INCLUDING MATTRESS)	915W x 1905L
CUCH1	DESK CHAIR (NO ARMS) IN BEECH, TINTED TO REQUIRED FINISH	488W x 482D x 730H
CUCH2	DESK ARMCHAIR, IN BEECH, TINTED TO REQUIRED FINISH	488W x 482D x 730H
CUCH3	LOW BACK EACH CHAIR (NO ARMS) IN BEECH, TINTED TO REQUIRED FINISH	610W x 700D x 700H
CUCH4	LOW BACK EASY ARMCHAIR, IN BEECH, TINTED TO REQUIRED FINISH	610W x 700D x 700H
CUTB1	SINGLE DOOR TOP BOX, R/H HINGED	600W x 600D x 500H
CUTB2	SINGLE DOOR TOP BOX, L/H HINGED	600W x 600D x 500H
CUTB3	DOUBLE DOOR TOP BOX	600W x 600D x 500H
CUTB4	TOP BOX WITH FLAP	600W x 600D x 500H
CUTB5	DOUBLE DOOR TOP BOX	750W x 600D x 500H
CUTB6	TOP BOX WITH FLAP	750W x 600D x 500H
CUTB7	DOUBLE DOOR TOP BOX	900W x 600D x 500H
CUTB8	TOP BOX WITH FLAP	900W x 600D x 500H
CUSP1	SIDE PANEL FOR VANITY UNIT	600W x 18D x 2300H

All dimensions in millimetres



Alternative Finishes:


AMERICAN OAK



NATURAL FINISH



ASH



- CUCW1 COMBINATION WARDROBE, SINGLE DRAWER, R/H HINGED
600W x 600D x 1800H
- CUCW2 COMBINATION WARDROBE, SINGLE DRAWER, L/H HINGED
600W x 600D x 1800H
- CUCW3 COMBINATION WARDROBE, SINGLE DRAWER, DOUBLE DOOR
600W x 600D x 1800H
- CUCW4 COMBINATION WARDROBE, SINGLE DRAWER, DOUBLE DOOR
750W x 600D x 1800H
- CUCW5 COMBINATION WARDROBE, SINGLE DRAWER, DOUBLE DOOR
900W x 600D x 1800H
- CUCW6 COMBINATION WARDROBE, TWO DRAWERS, SINGLE DOOR, R/H HINGED
600W x 600D x 1800H
- CUCW7 COMBINATION WARDROBE, TWO DRAWERS, SINGLE DOOR, L/H HINGED
600W x 600D x 1800H
- CUCW8 COMBINATION WARDROBE, TWO DRAWERS, DOUBLE DOOR
600W x 600D x 1800H
- CUCW9 COMBINATION WARDROBE, TWO DRAWERS, DOUBLE DOOR
750W x 600D x 1800H
- CUCW10 COMBINATION WARDROBE, TWO DRAWERS, DOUBLE DOOR
900W x 600D x 1800H
- CUFW1 FITTED WARDROBE, TWO FIXED SHELVES, SINGLE DOOR, R/H HINGED
600W x 600D x 1800H
- CUFW2 FITTED WARDROBE, TWO FIXED SHELVES, SINGLE DOOR, L/H HINGED
600W x 600D x 1800H
- CUFW3 FITTED WARDROBE, TWO FIXED SHELVES, DOUBLE DOOR
600W x 600D, 1800H
- CUFW4 FITTED WARDROBE, THREE FIXED SHELVES, AND DIVISION, DOUBLE DOOR
750W x 600D x 1800H
- CUFW5 FITTED WARDROBE, THREE FIXED SHELVES, AND DIVISION, DOUBLE DOOR
900W x 600D x 1800H
- CUWR1 SINGLE WARDROBE, R/H HINGED
600W x 600D x 1800H
- CUWR2 SINGLE WARDROBE, L/H HINGED
600W x 600D x 1800H
- CUWR3 DOUBLE DOOR WARDROBE
600W x 600D x 1800H
- CUWR4 DOUBLE DOOR WARDROBE
750W x 600D x 1800H
- CUWR5 DOUBLE DOOR WARDROBE
900W x 600D x 1800H
- CUIS1 INTERNAL SHELF UNIT TO WARDROBE
400W x 440D x 740H
- CUHB1 SINGLE HEADBOARD, 3' BED, WALL MOUNTED
990W x 27D x 505H
- CUHB2 SINGLE HEADBOARD, 3' BED, BED FIXING
990W x 18D x 505H
- CUHB3 SINGLE HEADBOARD, 2'6" BED, WALL MOUNTED
840W x 27D x 505H
- CUHB4 SINGLE HEADBOARD, 2'6" BED, BED FIXING
840W x 18D x 505H
- CUTA1 OCCASIONAL TABLE
750W x 450D x 410H
- CUTA2 OCCASIONAL TABLE, WITH MAGAZINE SHELF
750W x 450D x 410H
- CUTA3 DINING TABLE, SMALL
700W x 700D x 720H
- CUTA4 DINING TABLE, LARGE
1200W x 700D x 720H

Hotel Bedroom Furniture is a trading name of Apple Interiors Ltd.

We reserve the right to alter furniture specification without prior notice.

All dimensions in millimetres.

Hotel BEDROOM FURNITURE

We know it is essential that every room in your hotel has strong, functional, attractive furniture.

We supply and install the highest quality hotel bedroom furniture whether it's bespoke or off the shelf.

HOTEL BEDROOM FURNITURE
APPLE INTERIORS LTD
ELM FARM
NORWICH COMMON
WYMONDHAM
NORFOLK
NR18 OSW
ENGLAND

TELEPHONE: (+44) 01953 600777
EMAIL: SALES@HOTELBEDROOMFURNITURE.CO.UK
WEB: HOTELBEDROOMFURNITURE.CO.UK